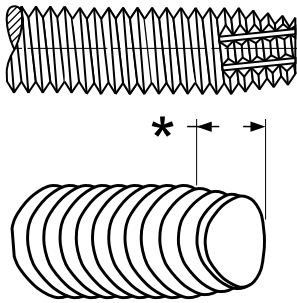


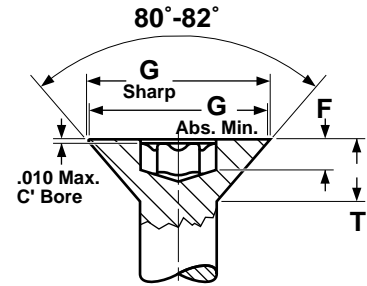
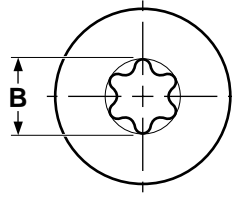
Type-F**

Floorboard Screws

Self-Tapping Screws



*2-3 Pitch Lead Length



TORX® DRIVE FLAT HEADS (FLOORBOARD)							
Nominal Size or Basic Screw Diameter		G		T	B	F	Drive Size
		Head Dimensions			Recess Dimensions		
		Max Sharp	Abs. Min	Ref	Ref	Gauge Penetration Min	
8	.164	.332	.292	.100	.132	.040	T15
10	.190	.385	.340	.116	.155	.050	T20
12	.216	.438	.389	.132	.178	.055	T25
1/4	.2500	.520	.452	.160	.221	.060	T30
5/16	.3125	.648	.568	.199	.266	.090	T40
3/8	.375	.762	.685	.230	.266	.115	T40
1/2**	.500	.875	.775	.223	.352	.119	T50

**1/2 inch diameter floorboard screws are supplied as trilobular thread rolling screws.

Description	A countersunk, torx® drive thread cutting screw with machine screw thread pitch, blunt point, tapered entering threads, and multiple cutting edges. Larger diameter sizes may also be supplied as a thread rolling screw rather than thread cutting. Floorboard screws are, by definition, available in much longer sizes than standard type-F screws.
Applications/ Advantages	Floorboard screws are specifically designed for installing wood floors into truck trailers.
Material	AISI 1016 - 1024 or equivalent steel
Heat Treatment	Screws shall be quenched in liquid and then tempered by reheating to 650°F minimum.
Surface Hardness	Rockwell C45 minimum
Case Depth	No. 8 thru 12 diameter: .004 - .009 1/4" diameter & larger: .005 - .011
Core Hardness (after tempering)	Rockwell C28 - 38
Thread Dimensions	#8 thru 3/8" diameters: Same as those for Type-F thread cutting screws. 1/2" diameter: Same as those for a thread rolling screw.
Plating	See Appendix-A for information on the plating of floorboard screws.